

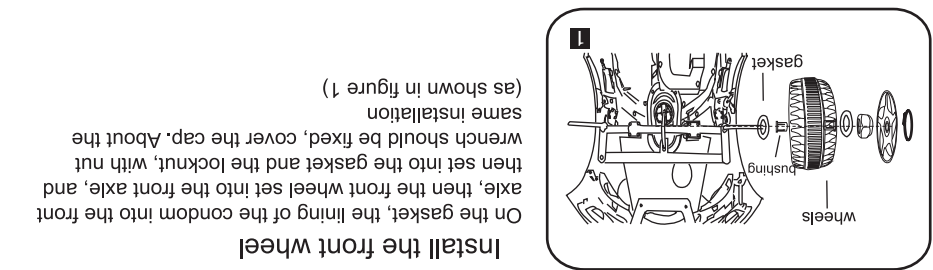
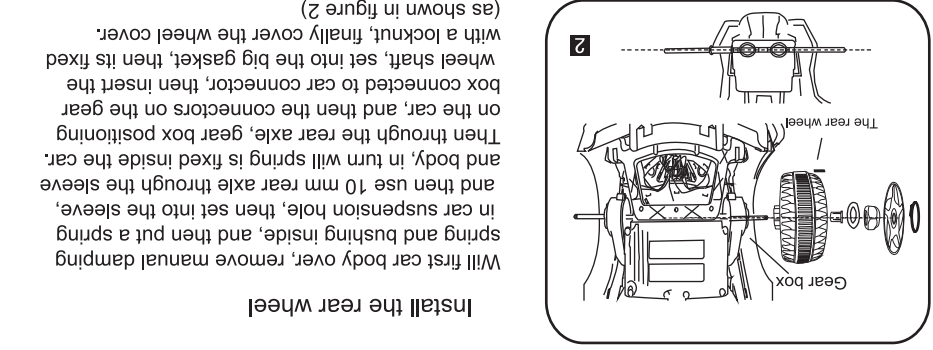
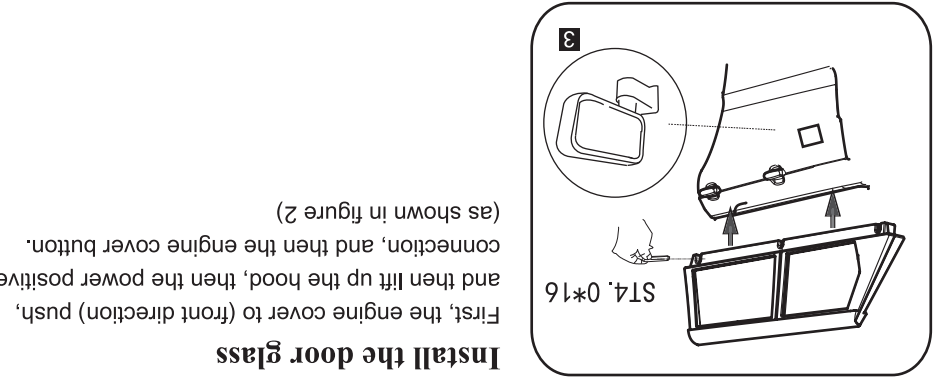
CHARGE METHOD

- 1.First to use please open the cushion , and the battery connections with main distributing frame, with red in red and black in black, not a line ends meet, or cause a short-circuit.
- 2.Charging socket the cushion down side, and needs recharging, charger plug in the outlet, then insert the power outlet.
- 3.The train slowly, in charge, the time for 8-10 hours, and not more than ten hours.
- 4.In the first to use the deposit, we must ensure that the cell battery up to 10 hours. otherwise, permanent damage cells and beyond repair.
- 5.Charging devices or battery which has a fever (60 C) are normal.
- 6.The electric baby must use this car is equipped with the charger and the battery, in the case of broken the cell phone chargers and the counter-voltage or an electric circuit.
- 7.Have to recharge the batteries to be recharged from the toy the use of battery.
- 8.Not mixed with the old and new or different types of batteries.
- 9.Can't insert the battery wire connector.
- 10.When the baby is not use for a long time, at least once every month to charge.
- 11.Toys can't connect to the surplus on the use of the recommended amount.
- 12.When the car is charging,can't use it.

PACKING LIST

★ Car body (polypropylene)	1PC	★ Charger	1PC
★ The steering wheel	1PC	★ MP3 connector	1PC
★ Chair	1PC	★ Manual	1PC
★ Car wheel, blocks	4PCS	★ Remote controller	1PC

1 -2
3
-4
5
-6
7
8
-9
10



USE CAUTIONS

- 1.In the first to use the deposit, we must ensure that the cell battery up to 10 hours. otherwise, permanent damage cells and beyond repair.
- 2.In the streets, roads, slope, ditch and the danger area.
- 3.Please don't on the polished surface, such as marble, tile on the surface.
- 4.This product by one, not limit, the greatest relief to over 30KG.
- 5.Don't run in an electric switch on deposit in the back of the light switch.
- 6.Shall not be altered the car circuit or device to additional charged
- 7.The remote control and not to let it get caught in the rain or otherwise made in water and keep away from sources of ignition to avoid causing the damage.
- 8.Met with obstruction, the baby stop, please leave the obstacles to ride.
- 9.Don't use in the water, water and other liquids in the car.
- 10.Not in use, to avoid hitting the child.
- 11.When the remote control battery power is low, the car on the remote control and turned back, a short distance, shake, please replace the battery!
- 12.Not in use, please turn off the switch. no, please unplug the battery, a connector.
- 13. The types of batteries that may be used.
- 14. How to remove and insert the batteries.
- 15. Non-rechargeable batteries are not to be recharged.
- 16. rechargeable batteries are only to be charged under adult supervision (for toys supplied with a battery charger for use by children, this in struction may be replaced by. " Batteries are only to be charged by adults or by children at least 8 years old")
- 17. Rechargeable batteries are to be removed from the toy before being charged.
- 18. Different types of batteries or new and used batteries are not to be mixed.
- 19. Batteries are to be inserted with the correct polarity.

PROBLEM	ANALYZE	SOLUTION
Car doesn't work	• Low power • Damage of thermal fuse • Change with new thermal fuse • Loss of wheel nut • Use new nut	Recharge the battery Change with new thermal fuse Change with new battery Put on the connector Change with new battery Change with new battery
Battery can't be recharged	• Damage on motor • Loose of the battery connector • Tighten the connector • Charger doesn't plug the power • Change new charger • Battery with lower power • Recharge the battery fully	Go to repair shop Go to repair shop Go to repair shop Go to repair shop Change new battery Change new battery
Noise & Heat during recharge	• IT's chemical process • IT's normal & safety • Change new battery	Change new battery Change new battery
Short of run time	• Battery is old • Recharge the battery fully	Recharge the battery fully
Low Speed	• Over burden • Reduce burden under 25KG	Reduce burden under 25KG
Unusual working condition under remote control	• Remote control out of distance • Keep safe distance between car and remote control • Change battery	Keep safe distance between car and remote control Change battery
Car can't stop in run when running	• Damage of sound & light wire • Connect the wire • Motor doesn't work well • Go to repair shop	Go to repair shop Go to repair shop Go to repair shop
Car shake when running	• Bad connect of motor wire • Reconnect the wire • Go to repair shop	Reconnect the wire Go to repair shop
Noise of gear box	• Damage on motor • Go to repair shop	Go to repair shop
Car can't stop in run	• Damage of electrical parts • Go to repair shop	Go to repair shop

TROUBLESHOOTING

- 20. Exhausted batteries are to be removed from the toy.
- 21. The supply terminals are not to be short-circuited.
- 22. Toys shall be provided with instructions for assembly if.
- 23. They are intended to be assembled by a child.
- 24. These instructions are necessary for safe operation of the toy.
- 25. Instructions shall be provided that give details concerning cleaning and maintenance when necessary for the safe operation of the toy.
- 26. They shall state that transformers or batterychargers used with the toy are to be regularly examined for damage to the cord, plug, enclosure and other parts, and in the event of such damage, they must not be used until the damage has been repaired.

DECLARATION:

- 1) Manual used in illustrations to explain the product of the operations and products, with the installation of structure in the existence of a small difference in kind, please standard the object.
- 2) In order to improve product quality, not to notice, we may change the part of the structure, and appearance, please forgive.
- 3) This package contains important information that must be to keep.
- 4) Cannot be used in rainy days.
- 5) Can not use water to clean.
- 6) Assembly by an adult."
- 7) Protective equipment should be worn. Not to be used in traffic."

Use the product please first read instructions, it will tell you the correct methods of operation and installation instructions. To avoid not correct methods of operation of this product damage or injury and your baby, Manual should be placed to take good care of.
It's STANDARD NO.: EN71 EN62115

The product to get e is the main ingredients of the important parts.

SPECIFICATION

Battery	2*6V4 5AH
Motor	12V30W、12V15W
Charger	Input: AC 220V-240V、50Hz-60Hz, Output: DC 12V1A
Maxmium load	30 KG
Work Time	Recharge 8-12h, Use for 1-2h
Speed	3-5 KM/H
Age	37 months - 96 months
R/C Battery	AAA 1.5V * 2
R/C Distance	15 ± 5M

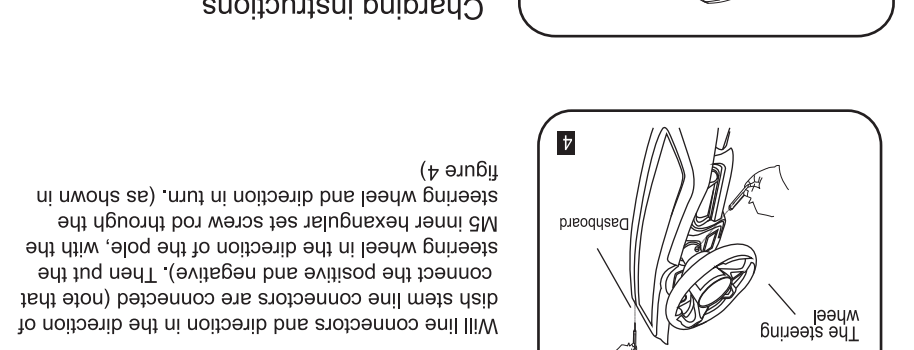
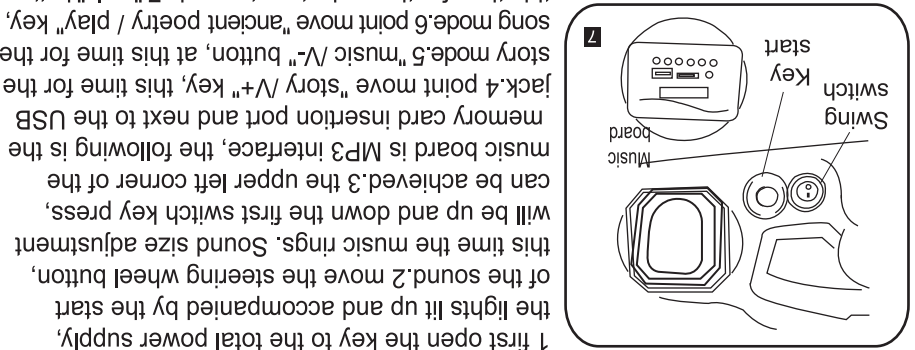
SAFE RULES

Non-transportation, must be care of adult!

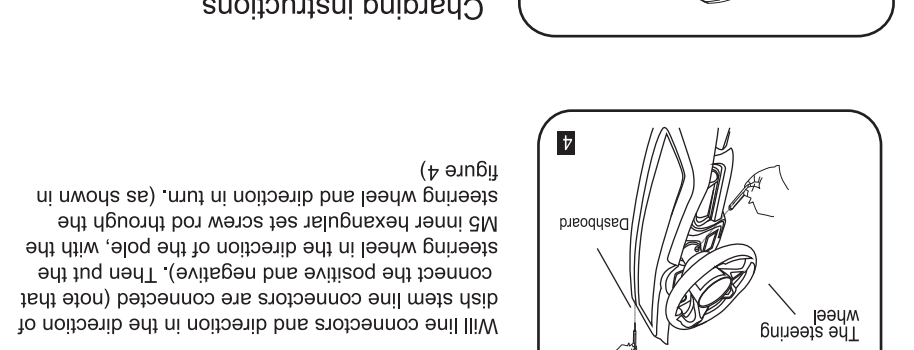
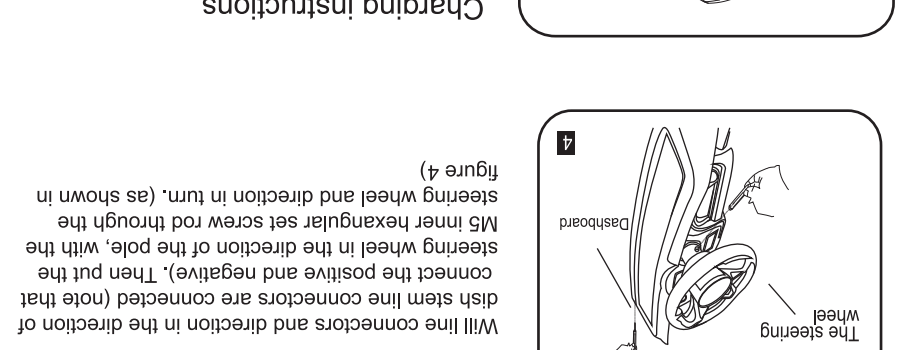
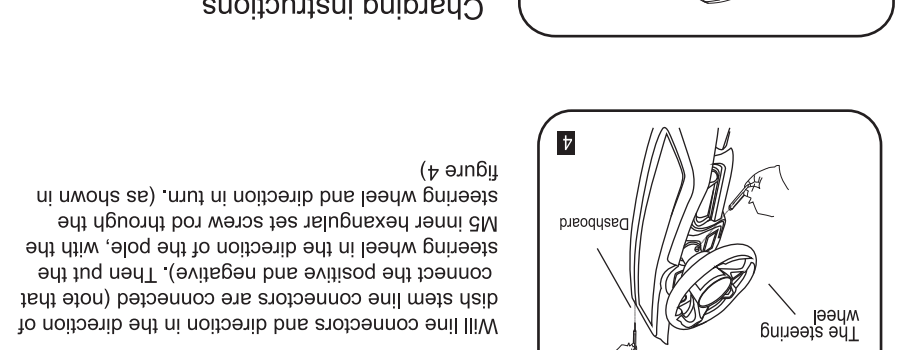
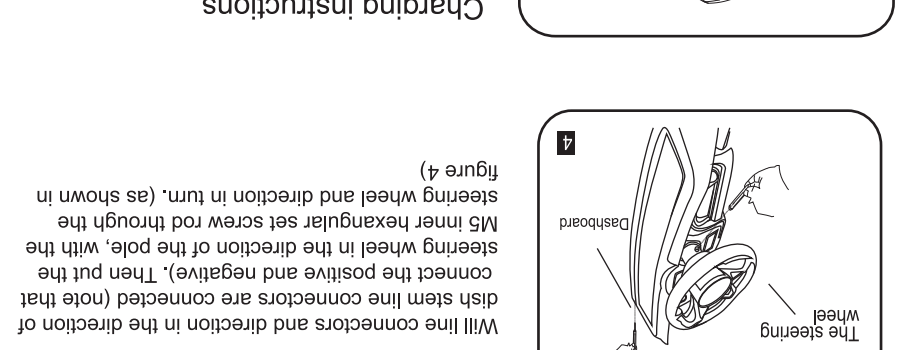
Warning Before using the child for education, safety!

- 1. Be charged by an adult, don't let the children touch.
- 2. Driving, we must by adults, and the tutelage use.
- 3. Clamp down on the streets, roads, slope, waiting for over a backward, to eliminate obstacles to ride.
- 4. It's suitable for children for about 37-96 months.
- 5. Cycle shall not leave the seat to prevent operation resulting in injury.
- 6. In the car was pulled, the device, such as a block, please immediately release switch to eliminate the obstacles and foot before you ride.

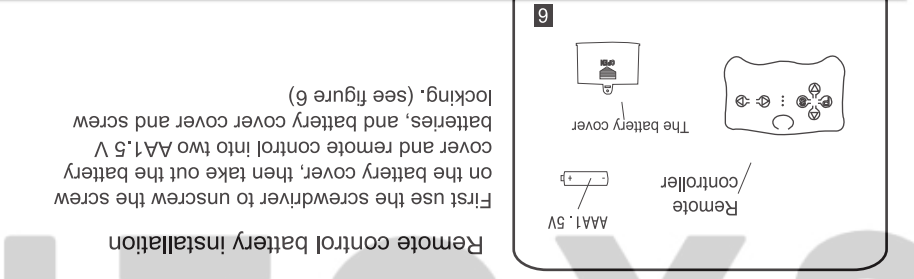
Install know that



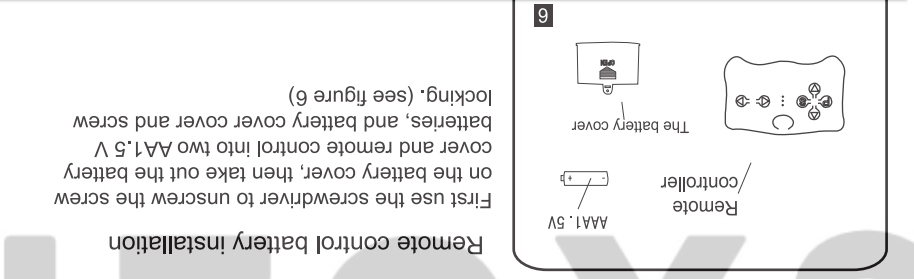
UNIT MOUNT



Install know that



Install know that

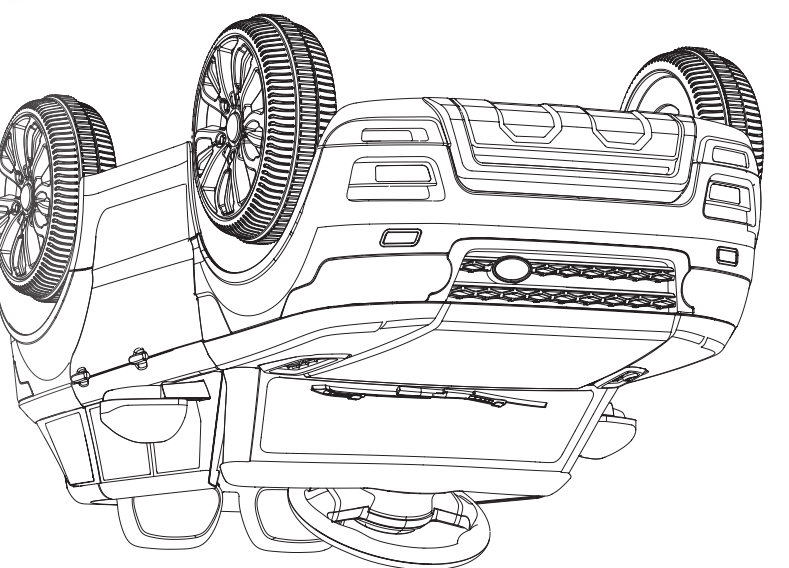


ELECTRIC CAR

Install and use the manual

Manual has an Important Information, read, please keep for future reference.

STANDARDS: EN71, EN62115



Safe use of rules

Must by adults on the local assembly, please check whether the device and circuit assembly assembly process correctly.

Children must be under the custody of adult use.

Detail of banned in the streets, highways, handshakes and other dangerous places.

Please check the battery, time, plugs, and other parts for damage and found damaged, please.

When used on the local, please do not usually change device.

Front of battery should be removed from the battery.

The rechangeable battery can't change.

Should be in the right electrode in the battery.

Power terminals shall not be short.

Children must be under the custody of adult use.

Detail of banned in the streets, highways, handshakes and other dangerous places.

Please check the battery, time, plugs, and other parts for damage and found damaged, please.

When used on the local, please do not usually change device.

Front of battery should be removed from the battery.

The rechangeable battery can't change.

Should be in the right electrode in the battery.

Power terminals shall not be short.

Children must be under the custody of adult use.

Detail of banned in the streets, highways, handshakes and other dangerous places.

Please check the battery, time, plugs, and other parts for damage and found damaged, please.

When used on the local, please do not usually change device.

Front of battery should be removed from the battery.

The rechangeable battery can't change.

Should be in the right electrode in the battery.

Power terminals shall not be short.

Children must be under the custody of adult use.

Detail of banned in the streets, highways, handshakes and other dangerous places.

Please check the battery, time, plugs, and other parts for damage and found damaged, please.

When used on the local, please do not usually change device.

Front of battery should be removed from the battery.

The rechangeable battery can't change.

Should be in the right electrode in the battery.

Power terminals shall not be short.

Children must be under the custody of adult use.

Detail of banned in the streets, highways, handshakes and other dangerous places.

Please check the battery, time, plugs, and other parts for damage and found damaged, please.

When used on the local, please do not usually change device.

Front of battery should be removed from the battery.

The rechangeable battery can't change.

Should be in the right electrode in the battery.

Power terminals shall not be short.

Children must be under the custody of adult use.

Detail of banned in the streets, highways, handshakes and other dangerous places.

Please check the battery, time, plugs, and other parts for damage and found damaged, please.

When used on the local, please do not usually change device.

Front of battery should be removed from the battery.

The rechangeable battery can't change.

Should be in the right electrode in the battery.

Power terminals shall not be short.

Children must be under the custody of adult use.

Detail of banned in the streets, highways, handshakes and other dangerous places.